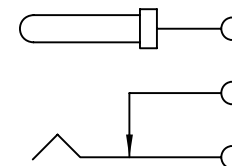
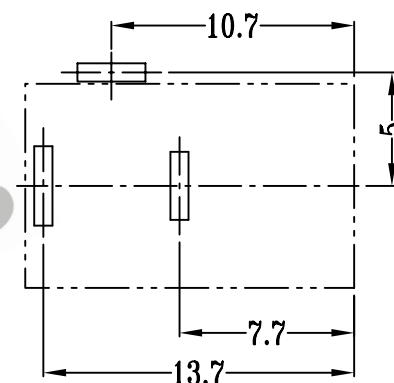
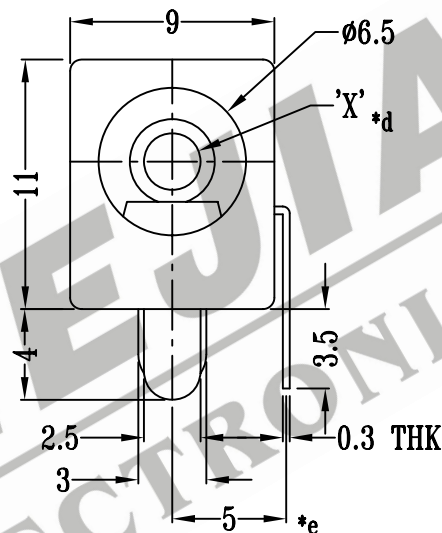
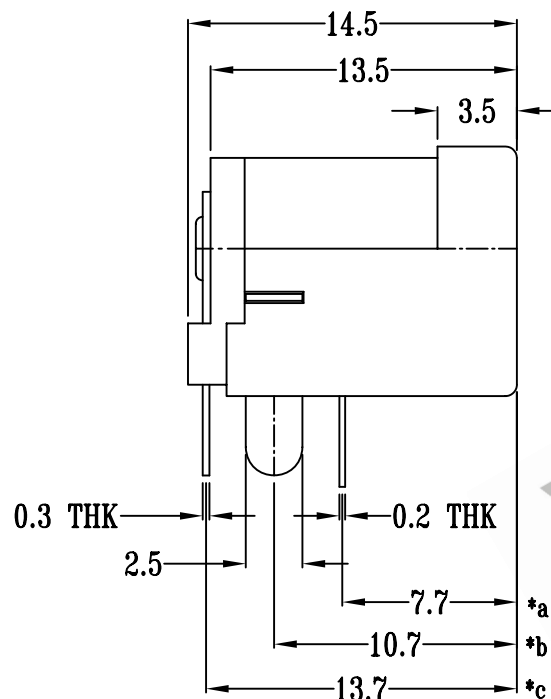


CAD FILE:



SCHMATIC



P.C.B LAYOUT

DIA. OF PIN 'X' A=2.5mm
DIA. OF PIN 'X' B=2.0mm
DIA. OF PIN 'X' C=2.35mm
DIA. OF PIN 'X' G=3.0mm

注:带*表示关键尺寸(5个)

				TOLERANCE UNLESS SPECIFIED		SHENZHEN XIEJIA ELECTRONICS CO.,LTD.				
				WITHIN: 1.5±0.1mm		ISSUE	DATE	DESCRIPTIONS OF REVISION		APPD.
				OVER: 1.5±0.2mm						
8										
7										
6	CONTACT	BRASS STRIP	1	Ag PLATED OVER Ni PLATED						
5	TERMINAL	BRASS STRIP	1	Ag PLATED OVER Ni PLATED						
4	SPRING TERMINAL	STAINLESS STEEL	1	Ag PLATED OVER Ni PLATED	TITLE : DC POWER JACK		UNIT : mm	DRWG NO.: XJ-DR-DS012-00		
3	COVER	PBT+F.G+94V0	1	BLACK	MODEL: DS-012		SCALE: 3:1	DWN.	ZHOUYU	2002-8-13
2	PLUG PIN	BRASS	1	Ni PLATED				CHK'D	FANGYING	2002-8-13
1	CASE	PBT+F.G+94V0	1	BLACK				APPD.	KANGXINAN	2002-8-13
NO.	PARTS	MATERIALS	Q'TY	FINISH	ALL MATERIALS MUST BE COMPLIANT TO ROHS					